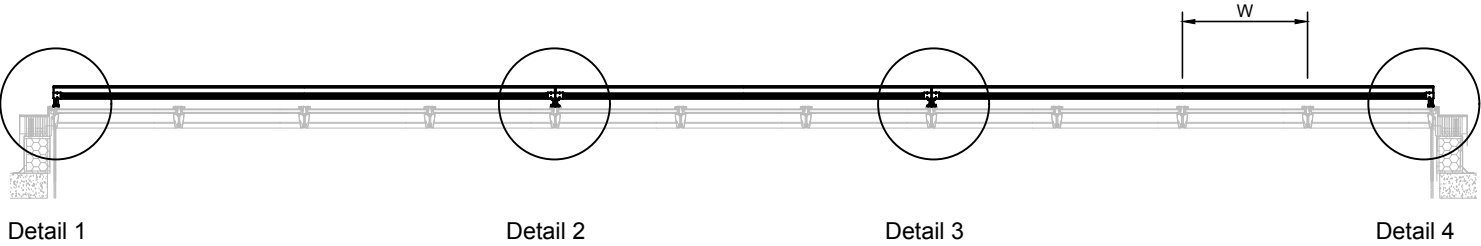


Doorsnede
Section
Cross section
Section
Sección

Scale 1:60



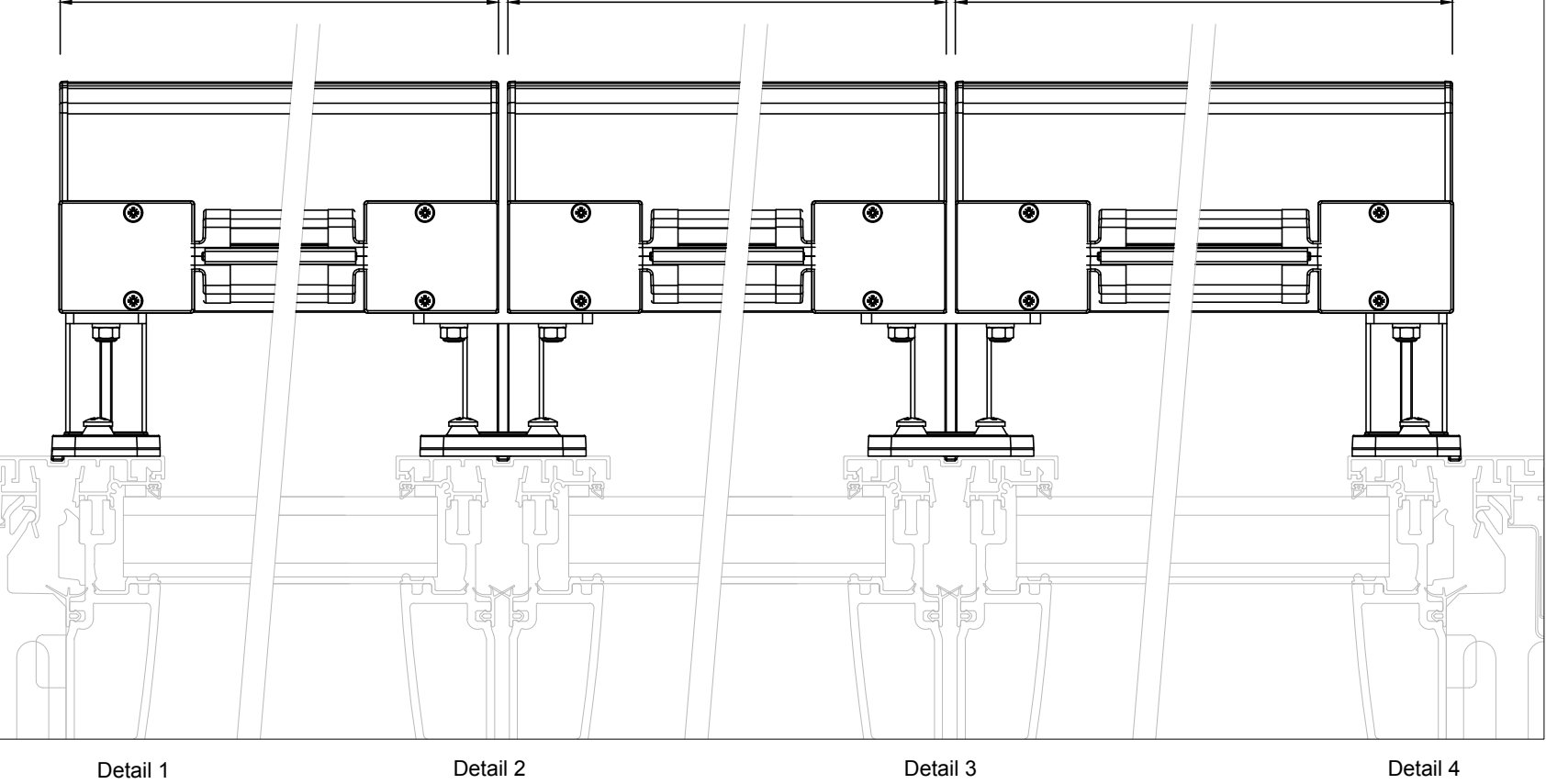
Doorsnede
Section
Cross section
Section
Sección

Scale 1:2

Breedte = X x W
Largeur = X x W
Width = X x W
Weite = X x W
Ancho = X x W

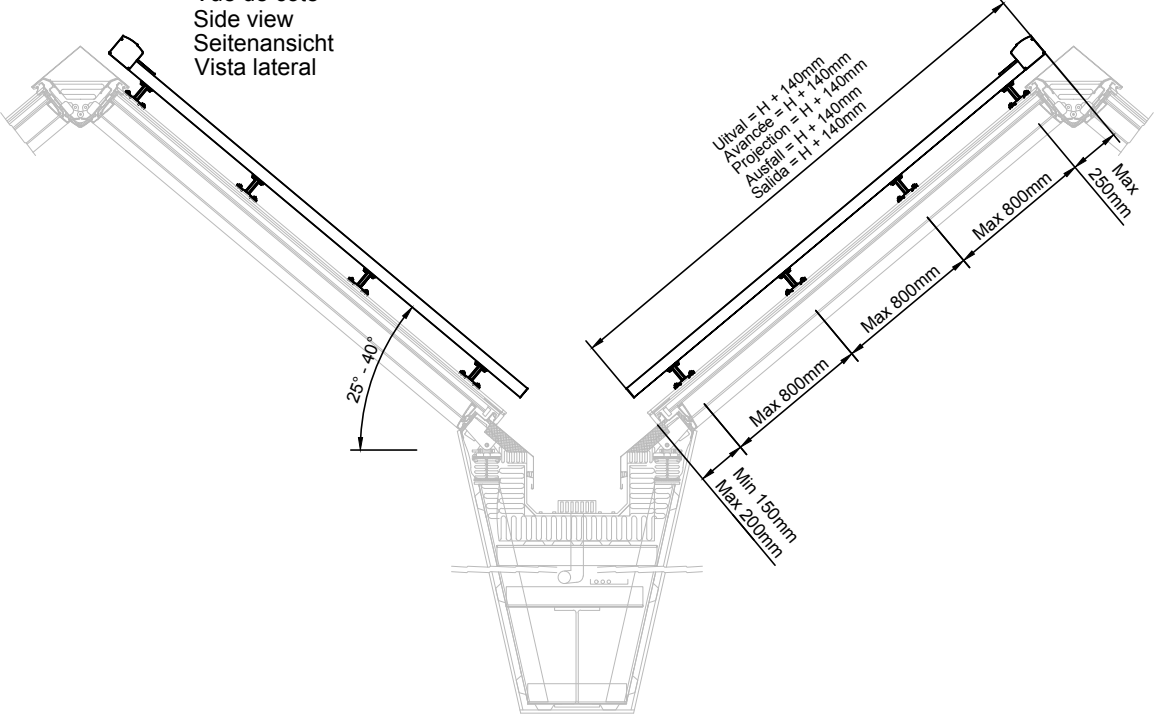
Breedte = (X x W) - 4mm
Largeur = (X x W) - 4mm
Width = (X x W) - 4mm
Weite = (X x W) - 4mm
Ancho = (X x W) - 4mm

Breedte = X x W
Largeur = X x W
Width = X x W
Weite = X x W
Ancho = X x W

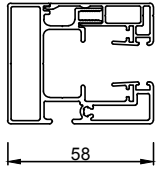


Zijaanzicht
Vue de côté
Side view
Seitenansicht
Vista lateral

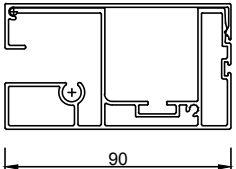
Scale 1:30



Scale 1:3

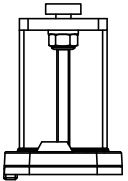


Zijgeleider met gleuf
Coulisse avec cannelure
Side channel with slot
Seitenführung Mit Schlitz
Guía lateral con ranura

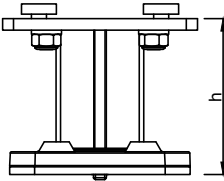


Onderlat
Barre de charge
Bottom rail
Die Endschiene
Perfil contrapeso

h = 80mm
h = 160mm



Montagevoet enkel
Pied de montage simple
Mounting foot single
Montagefuß einzelanlage
Pie de montaje sólo



Montagevoet aaneengeschakeld
Pied de montage côte à côte
Mounting foot linked
Montagefuß verkettetes system
Pie de montaje doble concatenado

RENSON
Creating healthy spaces

Industriezone "Flanders field"
8790 Waregem (Belgium)
Tel. 056/62.71.11 Fax. 056/60.28.51

Drawn
shout

Date
14/11/2016

Scale
-

Atrium Ridgelight 25° - 40°

Version
5

Format
A3

Topfix VMS

Page
1/1

